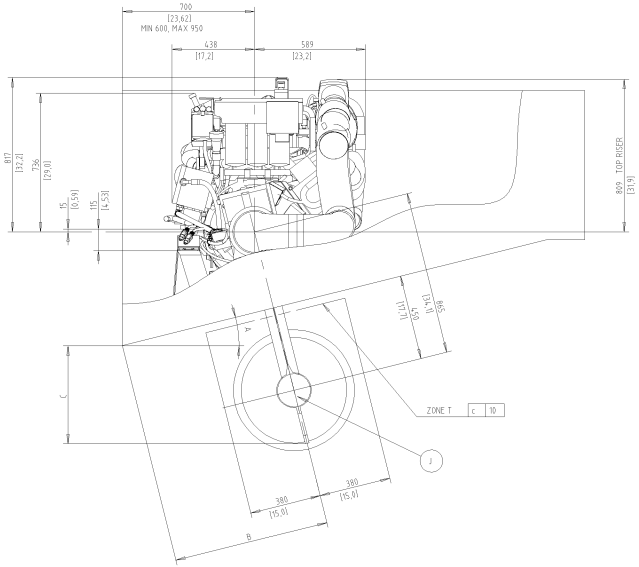

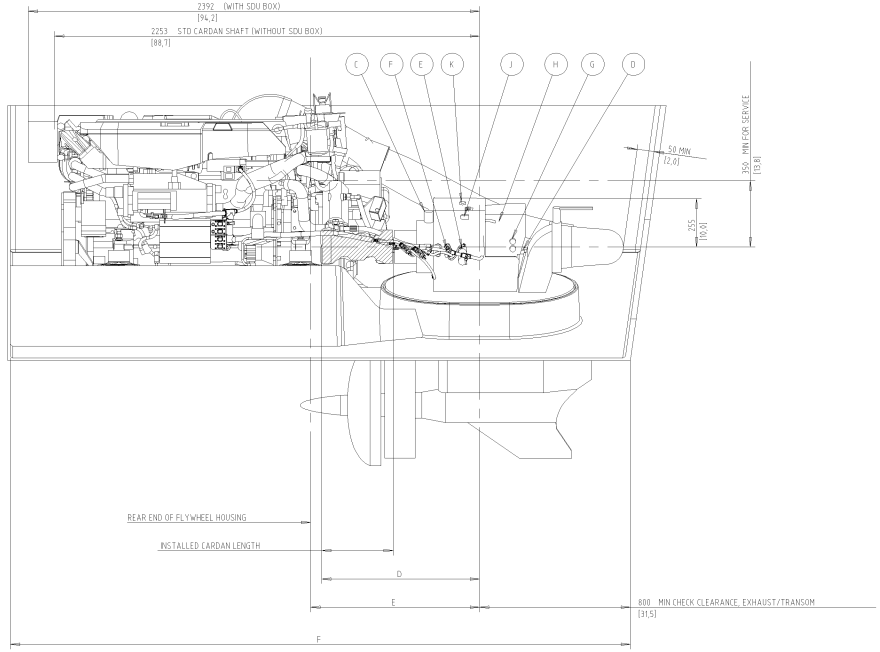

CARDAN LENGTH	D	E	F
STD 370 15mm	816 15	895 15	3287 15
700-800mm	1146-1246	1225-1325	3617-3717
1100-1200mm	1546-1646	1625-1725	4017-4117
1500-1600mm	1946-2046	2025-2125	4417-4117
1900-2000mm	2346-2446	2425-2525	4817-4917
2400-2500mm	2846-2946	2925-3025	5317-5417

A-	B	C
5	739	674
6	747	659
7	756	644
8	765	628
9	774	611
10	784	594
11	794	577
12	804	559
13	814	540
14	825	521
15	836	501
16	847	481
17	859	459
18	871	438
19	883	415
20	896	392
21	909	369
22	923	344
23	937	319
24	951	293

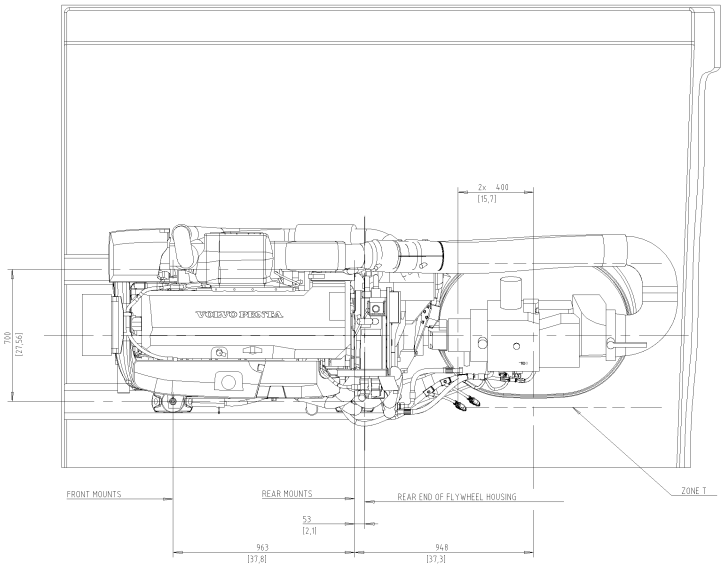

IPS UNIT	
K	OIL DRAIN (2x)
J	CONNECTION RPM SENDER
H	CONNECTION ELECTRICAL CONTROL
G	CONNECTION BATTERY POS, AND NEG,
F	CONNECTION OIL TEMP, / PRESSURE
E	CONNECTION, SHIFT SOLENOIDES
D	OIL DIPSTICK GEAR BOX
C	OIL FILLER GEAR BOX

FOR EASY INSTALLATION, USE ENGINE/IPS BED INSTALLATION TOOL

ENGINE

THIS DRAWING IS A COMPLEMENT TO DIMENSION DRAWING 22754398

SCALE 1:10

Engineering Release Notes (ERN)	Location
Change description	P/A: Modified
Auxiliary Notes Established	D: 1 . 4 Modified ND
Document Release Status	RELEASED
Date	Modification count

SYMBOLS, DESIGNATIONS AND GENERAL DRAWING METHODS STD 101-0005

The copying, distribution and utilization of this document as well as the indicating that of its contents to others without express authorization is prohibited. Offenders will be held liable for payment of damages. All rights reserved in the event of the grant of a patent, utility model or ornamental design registration.

Document title: ENGINE INSTALLATION IPS 2 WITH D11

Document type: INSTALLATION DRAWING

Owner Issuer/Document prefix

VOLVO PENTA

Document No	Issue Index	Sheet No
22754405	01	1 (1)