

VOLVO PENTA INBOARD DIESEL TAMD74LEDC

6-cylinder, 4-stroke, direct-injected, turbocharged marine diesel engine
with aftercooler – crankshaft power* 316 kW (430 hp)

* Power rating – see Technical Data

Powerful performance

The TAMD74LEDC marine diesel is specially developed for fast planing and semi-planing craft. The engine's high output combined with a rich torque curve ensures excellent performance, acceleration and response. Its compact dimensions optimizes boat layout, minimizes impact on living space onboard and improves service accessibility.

EDC – optimizing engine performance

EDC (Electronic Diesel Control) – an electronically controlled processing system that determines the precise quantity of fuel required at any given moment. The EDC system takes full account of variation in operating temperature, air pressure and other contributing factors, which optimizes engine performance and efficiency, reducing fuel consumption and emissions.

Enhanced onboard comfort

The Volvo Penta in-line six cylinder engine is an uncomplicated design with a minimum of moving parts, specially developed for highly demanding marine applications. The engine is a well-balanced unit with powerfully dimensioned crankshaft bearings. This ensures smooth, vibration-free operation and low noise levels.

The EDC system improves engine response with lower and more stable idling.

The electrical control levers are operated more smoothly and precisely, requiring much less force.

Automatic twin engine synchronization reduces noise and vibration levels, increasing service life of engine.

High-pressure injection in combination with six-hole nozzles and the EDC system optimizes fuel-air mixture. This greatly contributes to more efficient combustion with higher power and reduced noxious exhaust emissions. The engine is certified according to IMO.

Easy installation and maintenance

Plug-in electrical connectors, compact dimensions and the EDC system ensures an



TAMD74LEDC
with MG5075A-E

easy, simple and time-saving installation. The EDC system's self-diagnostic facility and easily accessible service and maintenance points contributes to the ease of service of the engine.

Worldwide service support in more than 100 countries

The Volvo Penta Parts and service dealer network is a truly international operation with authorized service dealers around the world. These service centers offer Genuine Volvo Penta Parts as well as skilled personnel to ensure the best possible service. Continuous product and service training ensures that our products are well supported.

Technical description:

Engine and block

- Cylinder block and cylinder heads made of cast iron alloy
- Two cylinder heads
- Replaceable wet cylinder liners and valve seats/guides
- Nitrocarburized crankshaft with seven main bearings
- Oil-cooled forged aluminum pistons
- Three piston rings, upper of keystone type

Lubrication system

- Freshwater-cooled oil cooler
- Side-mounted full-flow and by-pass filter of spin-on type
- Oil dipsticks on both sides of oil sump

Fuel system

- Fuel injection pump incl. fuel feed pump and electronically controlled actuator
- Electronically controlled central processing system (EDC – Electronic Diesel Control) with integrated stop function
- Compensation to allow max output at fuel temperatures of 5–55°C (41–131°F)
- Six-hole injectors
- Twin fine fuel filters of spin-on type

Turbocharger

- Freshwater-cooled turbocharger with wastegate

Cooling system

- Tubular heat exchanger with integrated expansion tank or 2-circuit keel cooling
- Seawater-cooled tubular aftercooler
- Gear-driven seawater pump

Electrical system

- 12 V or 24 V electrical system incl. alternator (60A) with charging sensor
- Rubber suspended electrical terminal box with semi-automatic fuses

**VOLVO
PENTA**

TAMD74LEDC

Technical Data

Engine designation TAMD74LEDC
 No. of cylinders and configuration in-line 6
 Method of operation 4-stroke,
 direct-injected, turbocharged
 diesel engine with aftercooler
 Bore, mm (in.) 107 (4.21)
 Stroke, mm (in.) 135 (5.31)
 Displacement, l (in³) 7.28 (444)
 Compression ratio 17.2:1
 Dry weight, kg (lb) 860 (1896)
 Weight with reverse gear MG5075A-E,
 excl. water and oil, kg (lb) 1045 (2304)
 Crankshaft power,
 kW (hp) 2500 rpm 316 (430)
 Propshaft power with MG5075A-E,
 kW (hp) 2500 rpm 303 (412)
 Torque,
 Nm (lbf.ft) 2500 rpm 1202 (887)
 Recommended fuel to
 conform to ASTM-D975 1-D & 2-D,
 EN 590 or JIS KK 2204
 Specific fuel consumption,
 g/kWh (lb/hph) 2500 rpm 229 (0.372)
 Fuel temperature 5–55°C (41–131°F).
 Rating: 5
 Technical data according to ISO 3046 Fuel Stop Power and
 ISO 8665. Fuel with lower calorific value of 42,700 kJ/kg and
 density of 840 g/liter at 15°C (60°F). Merchant fuel may differ
 from this specification which will influence engine power output
 and fuel consumption.
 The engine is certified according to IMO.

Optional equipment:

Engine

- Flexible suspension for engine and reverse gear

Lubrication system

- Electrically operated oil drain pump
- Rear-mounted full-flow and by-pass oil filters of spin-on types

Fuel system

- Single or twin fuel filters/water separators

Exhaust system

- Exhaust elbow, wet
- Exhaust riser, wet
- Exhaust boot, wet
- Exhaust elbow, dry
- Silencer, dry
- Flexible compensator, dry

Cooling system

- Seawater strainer
- Hot water outlet
- Separate expansion tank

Electrical system

- 12V 130A or 24V 100A extra alternators
- Various instrument panels
- Cable harness in different lengths
- EDC Monitoring panels
- Multistation unit
- Electrical control lever

Power transmission

- PTO crankshaft front end, type stub shaft incl. universal bracket
- Hydraulic pump for steering and other duties

Reverse gear

- MG5075A-E, MG5085A-E,
 MG5085SC-E, ZF 280A-EB,
 ZF 301A-EB, ZF 280IV-EB and
 ZF 302IV-EB, electrically shifted

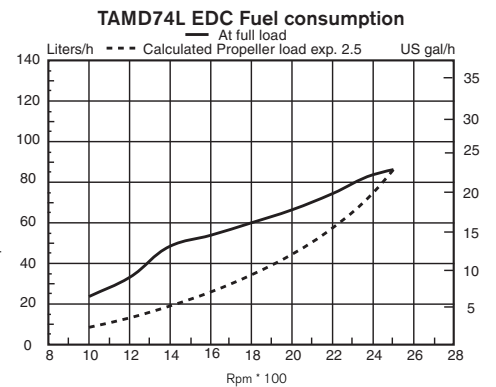
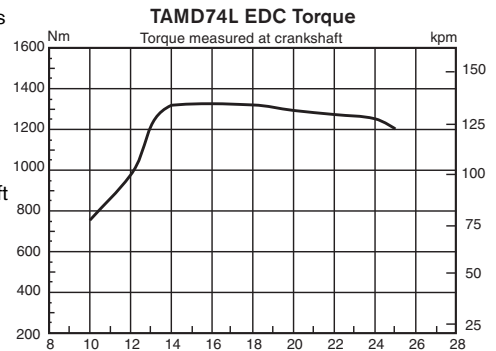
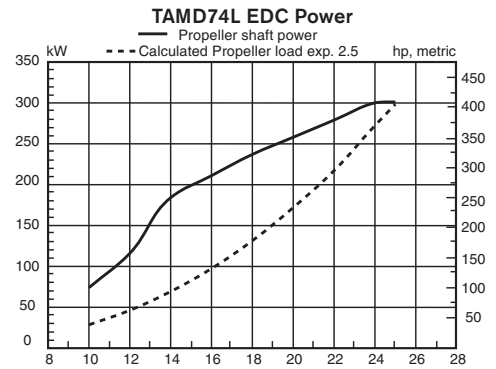
Other equipment

- Belt guard
- White-painted engine and reverse gear

Contact your local Volvo Penta dealer for further information.

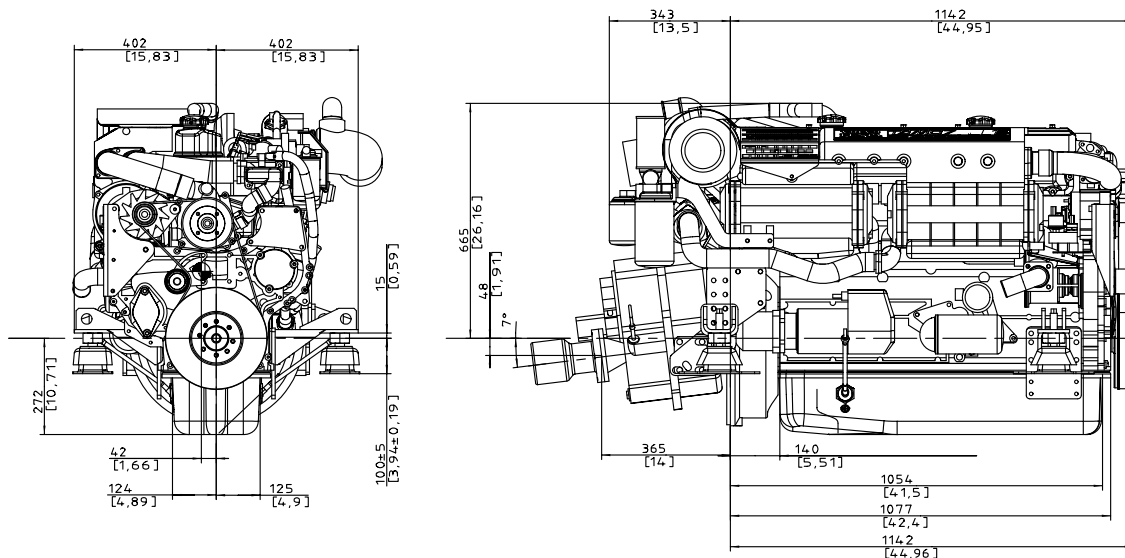
Not all models, standard equipment and accessories are available in all countries. All specifications are subject to change without notice.

The engine illustrated may not be entirely identical to production standard engines.



Dimensions TAMD74L EDC with MG5075A-E

Not for installation



AB Volvo Penta
 SE-405 08 Göteborg, Sweden
 www.volvopenta.com